



District Report Card: 2017


State: Telangana	District: Wanaparthi
Class: 3	Subject: Language
Schools: 61	Students: 868


Participation/Coverage


Students

<div>GENDER</div> <div></div>	Boys				Girls			
	Number		%		Number		%	
	376		43.32		492		56.68	

<div>AREA</div> <div></div>	Rural				Urban			
	Number		%		Number		%	
	825		95.05		43		4.95	

<div>CATEGORY</div> <div></div>	SC		ST		OBC		GEN	
	Number	%	Number	%	Number	%	Number	%
	238	27.42	80	9.22	514	59.22	36	4.15

<div>CWSN</div> <div></div>	LD	VI	HI	S&LD	ID	Oth
	0	2	1	3	4	0

<div>Management</div> <div></div>	Government			Government-aided		
	Number		%	Number		%
	868		100.00	0		0.00

Average Performance of Students in Language (%)

Overall	Gender		Area		Management		Social Group			
	Male	Female	Rural	Urban	Govt.	Aided	SC	ST	OBC	GEN
75.58	73.16	77.44	75.29	81.24	75.58	0.00	74.93	72.67	76.56	72.41

Performance on Learning Outcomes (LOs)

Learning Outcomes	Description	Average Performance(%)
L304	Reads small texts with comprehension i.e., identifies main ideas, details, sequence and draws conclusions	75.78
L312	Reads printed scripts on the classroom walls: poems, posters, charts etc.	75.18

Range of Performance of Students who Answered Correctly							
Below 30%		30% - 50%		50% - 75%		Above 75%	
Number	%	Number	%	Number	%	Number	%
20	2.30	83	9.56	291	33.53	474	54.61

Lowest Performing Learning Outcomes (LOs)

1 - Reads printed scripts on the classroom walls: poems, posters, charts etc. (75.18)

2 - Reads small texts with comprehension i.e., identifies main ideas, details, sequence and draws conclusions (75.78)